

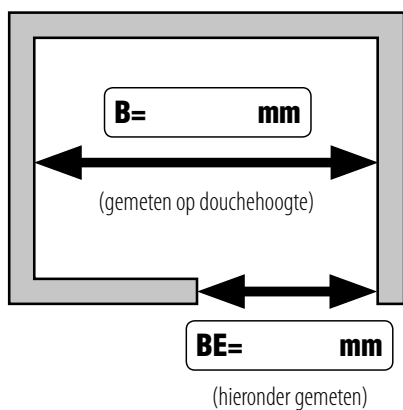
Opgemeten en geadviseerd door	Ordernummer klant	Adres klant/Firmastempel

basisprijs		meerprijs			Wandaansluiting
Art. Nr.	Profielkleur	Glas	Artclear Glas (optioneel)	Soft open / Soft close	<input type="checkbox"/> profiel beperkt <input type="checkbox"/> zonder profiel

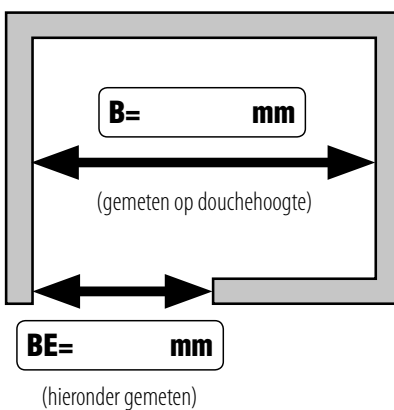
Producthoogte in mm.....

Hoogte van de wandtegels in mm .....

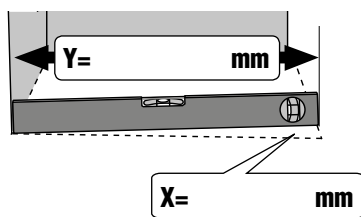
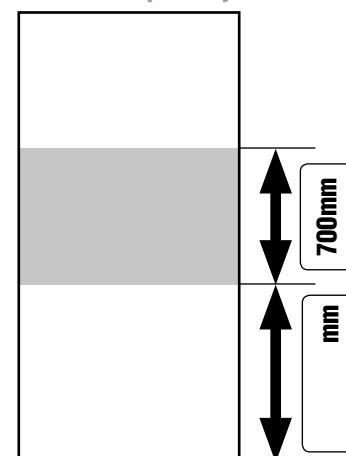
links



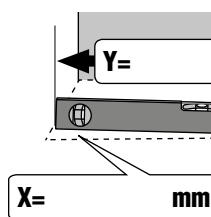
rechts



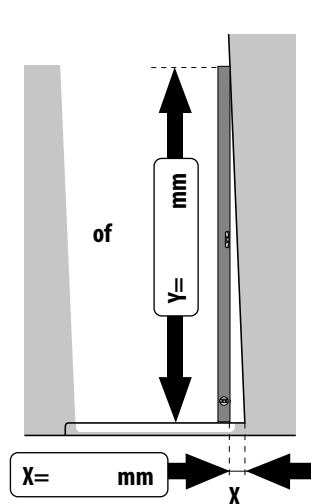
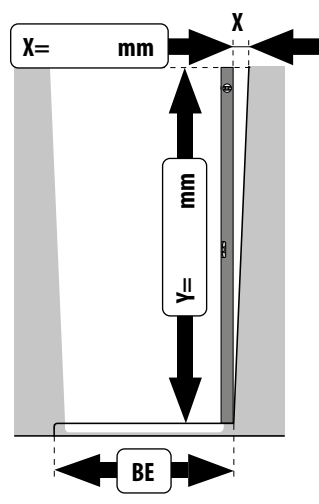
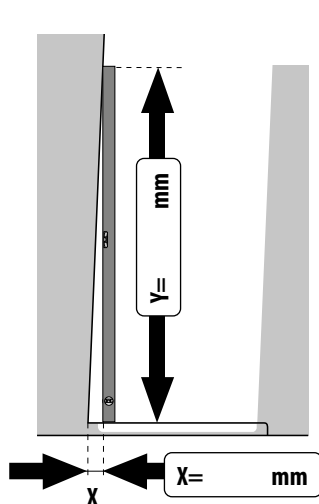
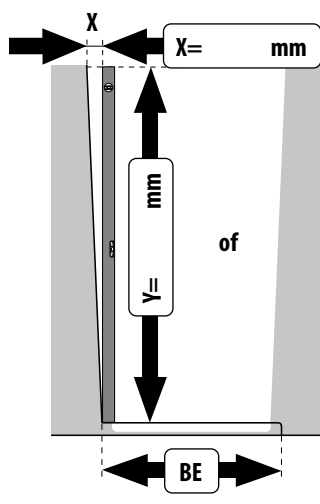
dwarsstrepen satijn



of



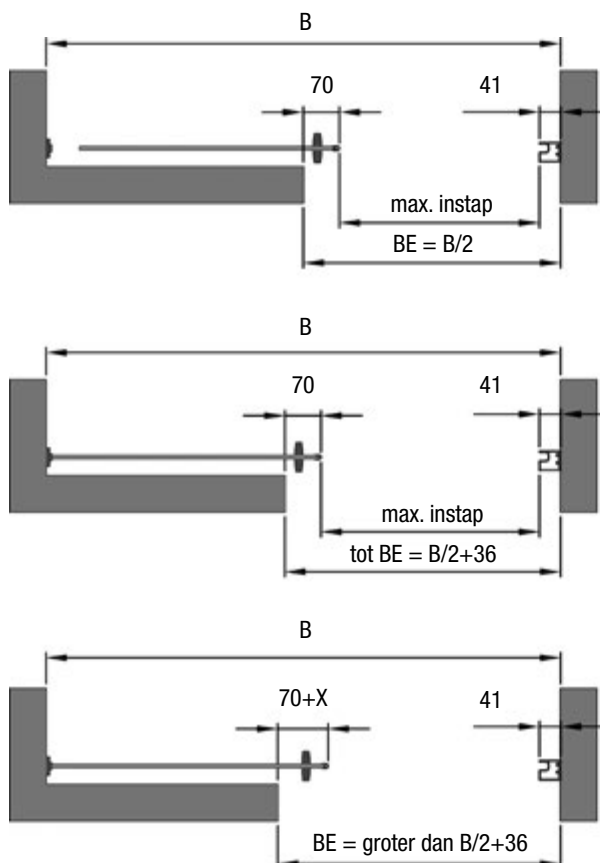
Y = Lengte van de metende pool



**Glas:**

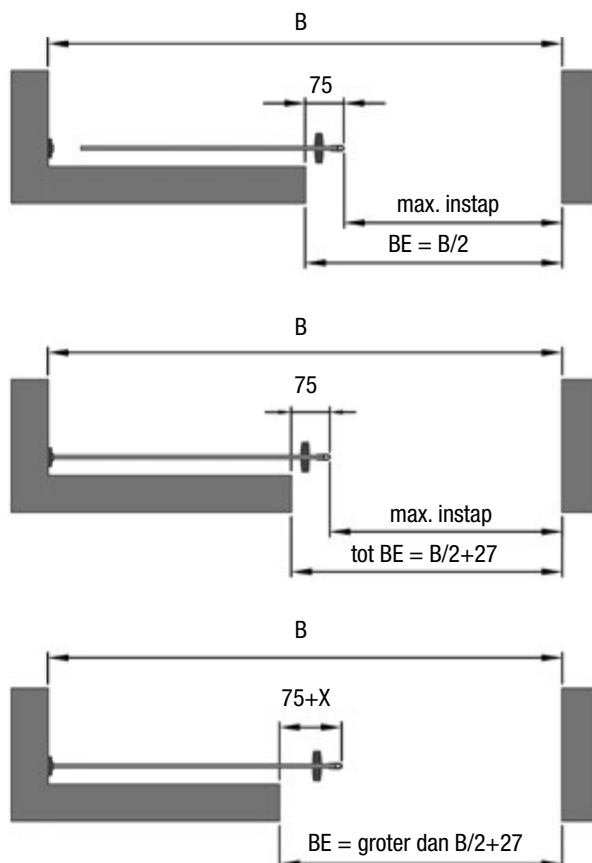
- EK (helder hardglas)
- SA (satijn)
- RW (dwarsstrepen satijn 2 volgens tekening)

**Version profiel beperkt**



**OPGELET:**  
Is  $BE$  groter dan  $B/2 + 36$  mm, dan wordt de effectieve  
ingangsbreedte verminderd.

**Version zonder profiel**



**OPGELET:**  
Is  $BE$  groter dan  $B/2 + 27$  mm, dan wordt de effectieve  
ingangsbreedte verminderd.

**NOTITIE:**