

Whether price inquiry or order, with this checklist you have all the details under control. Simply fill out and fax to Artweger. We will process your request immediately.



CORNER ENTRY

Inquiry

Order

Dimensions of floor surface max. 1.3 m² at a standard height of 204 cm - room volume max. 2.6 m³

Installation type

<input type="checkbox"/> on shower tray	for installation situations with unequal sides:
<input type="checkbox"/> applications on tiled floor or with shower tray installed flush with floor measurement sketch needed*	<input type="checkbox"/>  <input type="checkbox"/>  <input type="checkbox"/>

Shower Tray (fill out only when installing with shower tray)

<input type="checkbox"/> Artweger SABINE/SIMONE	<input type="checkbox"/> without ART-Grip	<input type="checkbox"/> with ART-Grip	
<input type="checkbox"/> 90x90 cm	<input type="checkbox"/> 100x100 cm	<input type="checkbox"/> 100x80 cm	<input type="checkbox"/> 100x90 cm
<input type="checkbox"/> other model:		size:	
accessories: <input type="checkbox"/> set of feet <input type="checkbox"/> set of mounting brackets <input type="checkbox"/> drain set colour:			

price in EUR



... ..00

Shower enclosure with roof element

<input type="checkbox"/> partial framed	colour: High-gloss metal	desired colour:
<input type="checkbox"/> frameless measurement sketch needed.*	colour: Chrome-plated	
<input type="checkbox"/> Genuine glass clear	<input type="checkbox"/> horizontal strip Satin	<input checked="" type="checkbox"/> ART-Clean
<input type="checkbox"/> custom height: (max. 220 cm)		
<input type="checkbox"/> width	<input type="checkbox"/> depth cm	
roof element	<input type="checkbox"/> without accessories	<input type="checkbox"/> with audio and coloured light
	<input type="checkbox"/> without overhead showerhead	<input type="checkbox"/> with overhead showerhead

... ..00

Steam box

<input type="checkbox"/> left 	<input type="checkbox"/> right 	colour: <input type="checkbox"/> Anthrazit <input type="checkbox"/> Bordeaux <input type="checkbox"/> Sand
<input type="checkbox"/> steam box <input type="checkbox"/> steam box with audio and coloured light controls		

... ..00

Seat

<input type="checkbox"/> seat (qty. pce.)	<input type="checkbox"/> bench (from width 110 cm)	colour: <input type="checkbox"/> Anthrazit <input type="checkbox"/> Bordeaux <input type="checkbox"/> Sand
--	--	--

... ..00

*For measurement sheets see page 14 under www.artweger.com. Always make decisions about right or left from in front of the shower.

Total

... ..00

plus VAT

.....
customer address/company stamp

.....
end customer/purchase order number

.....
date/signature